



MEMBERSHIP ENROLLMENT GUIDE




The National Account Program for HomeSphere Members

Enroll to be a part of the HomeSphere program with The Home Depot.

GET CREDIT FOR SPEND

Register credit cards, debit cards, checking accounts, P-cards, Pro purchase cards and The Home Depot accounts to get credit for spend.

Sign up for Pro Xtra
& Start Saving Today



CALL 866-333-3551 FOR ASSISTANCE

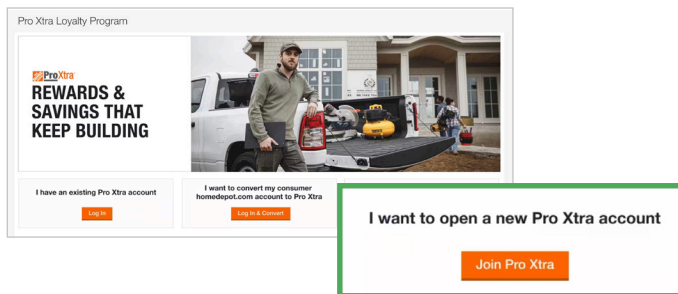
*Accounts must be registered/enrolled through the website above to receive a potential rebate credit. **Must meet minimum rebate period spend to receive a potential rebate from The Home Depot. Registration instructions to follow. The storage of account information by The Home Depot will be done in accordance with the PCI Data Security Standard (PCI DSS), which is a multifaceted security standard that includes, but is not limited to, requirements for security management, policies, procedures, network architecture, software design and other critical protective measures. This comprehensive standard is intended to help organizations proactively protect customer account data. ©2023 Home Depot Product Authority, LLC reserved.

ONLINE ENROLLMENT

Register for Pro Xtra with The Home Depot to take advantage of the partnership with HomeSphere.

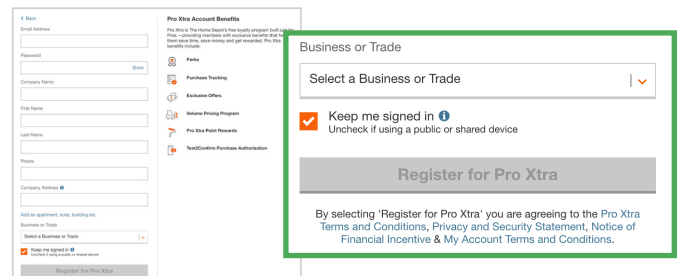
1. SIGN UP

Go to homedepot.com/c/pro_xtra and click “Join Pro Xtra.”



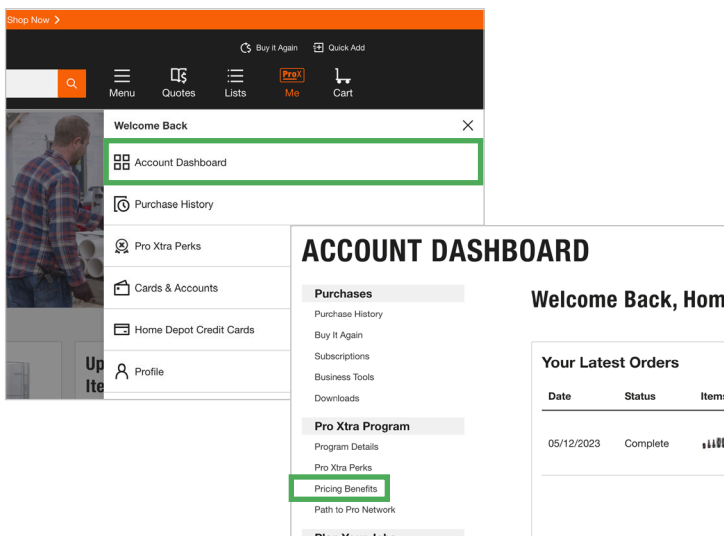
2. CREATE ACCOUNT

Enter your company information, select your Business or Trade Type and click “Register for Pro Xtra.”



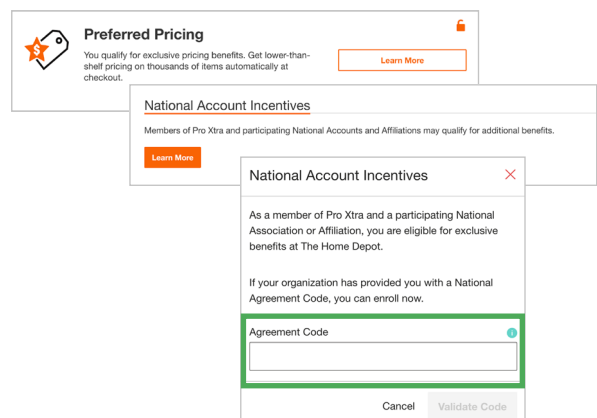
3. ACCESS ACCOUNT PROFILE

Select “Account Dashboard” under your profile dropdown and click “Pricing Benefits.”



4. ADD AGREEMENT CODE

Select “Pricing Benefits” on your Account page and click “Learn More” on the Preferred Pricing section. Click “Learn More” under National Account Incentives. Enter **HomeSphere** and click “Validate Code.”



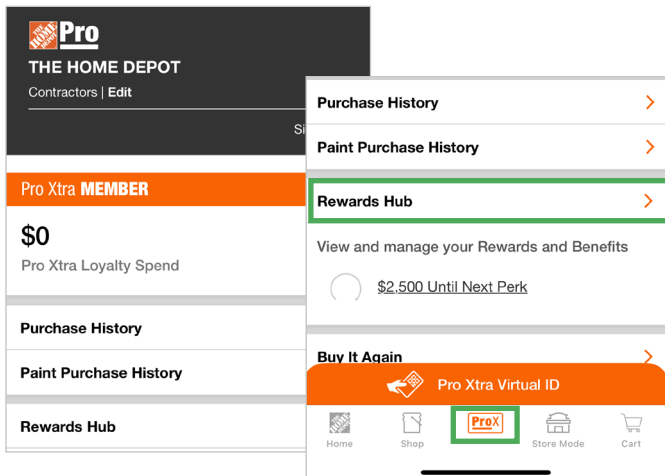
CALL 866-333-3551 FOR ASSISTANCE
ENROLL AT [HOMEDEPOT.COM/PRO_XTRA](https://homedepot.com/pro_xtra)

ADD AGREEMENT CODE ON MOBILE

Download The Home Depot app and log in to your Pro Xtra account.

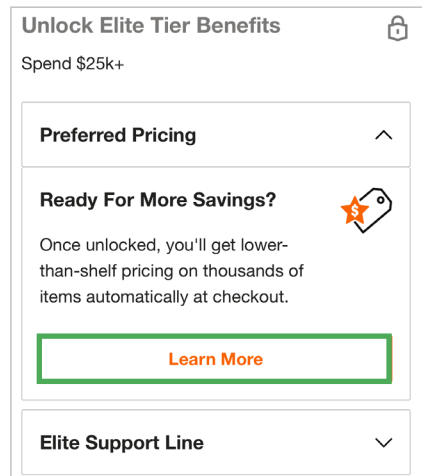
1. ACCESS ACCOUNT BENEFITS

Tap the “ProXtra” tab and select “Rewards Hub.”



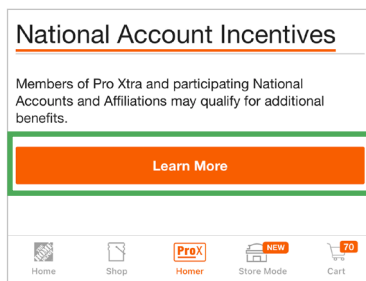
2. LOCATE PREFERRED PRICING

Select “Preferred Pricing” then click “Learn More.”



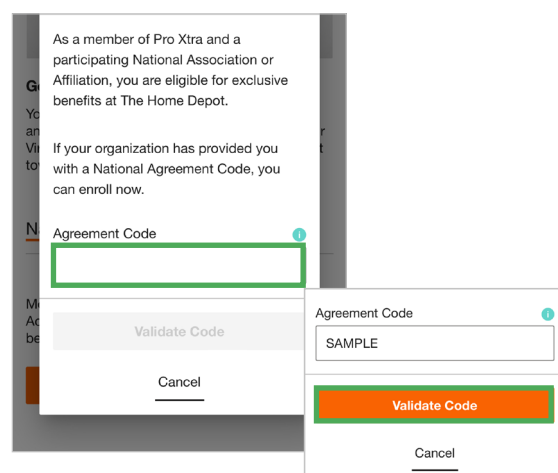
3. FIND PRICING BENEFITS

Scroll to “National Account Incentives” and click “Learn More.”



4. ADD AGREEMENT CODE

Enter agreement code **HomeSphere** to receive benefits.



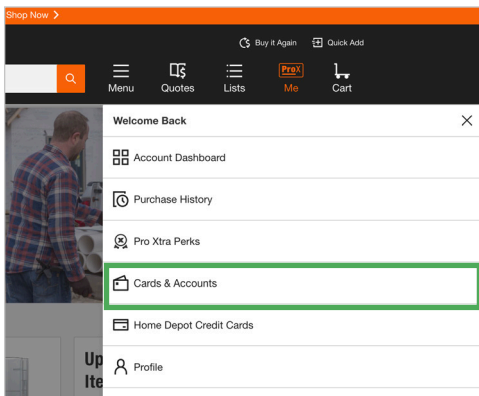
CALL 866-333-3551 FOR ASSISTANCE
ENROLL AT [HOMEDEPOT.COM/PRO_XTRA](https://homedepot.com/pro_xtra)

ADD PAYMENT METHODS

Add cards to your account to earn credit for your purchases.

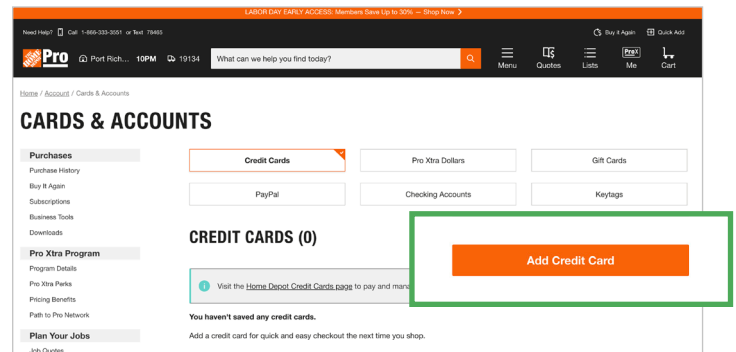
1. ACCESS CARDS & ACCOUNTS

Select “Cards & Accounts” under your profile dropdown.



2. ADD CREDIT CARD

Click “Add Card” and input credit card information to track spend.



CALL 866-333-3551 FOR ASSISTANCE
ENROLL AT [HOMEDEPOT.COM/PRO_XTRA](https://www.homedepot.com/pro_xtra)

FREQUENTLY ASKED QUESTIONS

1. HOW LONG AFTER I REGISTER DO I BEGIN ACCRUING TOWARD MY REBATE?

When you enroll in The Home Depot Pro Rewards Program and register at least one tender with the agreement code HomeSphere, your spend will begin to accrue immediately. Your official registration date is the date you register your first payment tender with the correct HomeSphere agreement code. A payment tender is any registered payment method such as a credit card, checking account, etc.

2. WHAT PURCHASES QUALIFY TOWARD THE ACCRUAL?

All Home Depot pre-tax purchases made following account registration.

3. ARE REBATES ISSUED?

Any rebate will be issued by HomeSphere.

4. IS THERE A MINIMUM SPEND?

There is no minimum spend for participants.

**CALL 866-333-3551 FOR ASSISTANCE
ENROLL AT [HOMEDEPOT.COM/PRO_XTRA](https://www.homedepot.com/pro_xtra)**