



Spectra[®]
Shower
Collection

*American
Standard*



The Ultimate Showering Experience

The Spectra® Collection
 We designed the Spectra Collection after thoughtfully considering the many different showering needs people experience throughout their lives. This collection of multi-functional, multi-finish shower system components provides the functionality you need, in the styles you want. Technically advanced, functionally flexible and easy to install, you can create the right Spectra Showering System for every bathroom.

THE SPECTRA® SHOWER PORTFOLIO



Spectra® Duo



Spectra® Fixed



Spectra® Rain



Spectra® Handheld




Spectra® eTouch



Spectra Versa®

THE SPECTRA EXPERIENCE

The Spectra Collection offers a wide range of spray functions to meet the needs of any user.



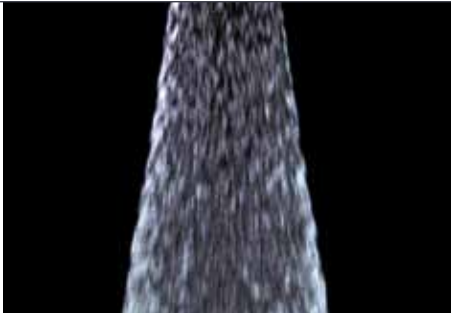
DRENCH
 Soaking with full-body coverage



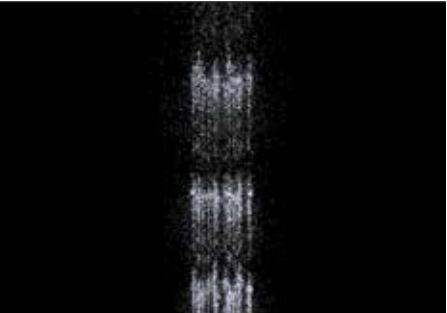
SENSITIVE
 Fine spray that feels soft on the skin



JET
 Focused high-pressure streams of water



POWERWASH®
 Powerful sheet spray providing sweeping coverage



MASSAGE
 Pulsating spray to relax and massage








Spectra[®]
eTouch



Easily switch spray functions without reaching for the showerhead with our convenient, at-your-fingertips remote functionality. Mount the waterproof remote anywhere in the shower to benefit a variety of users, from children to the living-in-place. A simple click lets users experience four-function spray - Drench, Sensirive, Jet and Massage. Available in 1.8 gpm models. Five year limited warranty. Three AA batteries included for the showerhead.

Spectra eTouch
9038474
Users simply turn the shower on, then press the remote or the outer ring of the showerhead to select their preferred spray function.


-  Polished Chrome
-  Polished Nickel
-  Legacy Bronze
-  Brushed Nickel
-  Matte Black



Spectra[®]
Duo



DivertPaddle
Convenient location of diverter makes it easy to switch between sprayheads.



Wider Spray Coverage
Shoulder to shoulder spray coverage offers a better showering experience.



AquaToggle
Each user can easily select their preferred spray function.

The unique shape and size of the showerhead means this two-in-one offers flexibility along with the widest spray coverage on the market. Easily convert it to a personal hand shower—simply change functions using the conveniently placed DivertPaddle™. Easily installs without the need to go behind the wall or break tiles. Users enjoy four-function spray selection via AquaToggle™—Drench, Sensitive, PowerWash® and Massage. Limited lifetime warranty.


Spectra Duo
9038254
A conveniently located diverter and four-function spray selection—Drench, Sensitive, PowerWash® and Massage.

-  Polished Chrome
-  Polished Nickel
-  Legacy Bronze
-  Brushed Nickel









Spectra[®]
Rain



Spectra[®]
Fixed

Spectra Rain

9038001
The water-saving 1.8 gpm model is especially high performing, meeting WaterSense criteria all while delivering a satisfying, soaking shower from an 11"-diameter rain showerhead. Limited lifetime warranty.

-  Polished Chrome
-  Legacy Bronze
-  Brushed Nickel
-  Matte Black






Wide Coverage Diameter

This rain showerhead delivers a soaking spray with full-body coverage due to its wide diameter and Drench spray.

Spectra[®] Fixed

9038074
Users enjoy a full four-function spray selection—Drench, Sensitive, Jet and Massage. Available in 1.8 gpm models. Limited lifetime warranty.

-  Polished Chrome
-  Legacy Bronze
-  Brushed Nickel
-  Matte Black



Adaptable to
any Shower
in Minutes



Spectra Versa®
9038804
Transform your shower into an experience, in minutes. Spectra Versa Retrofit allows you to use your existing shower valve, so there is no need to drill or alter your plumbing. Spectra Versa is a great option for that quick shower overhaul you've been planning. Easy to Install—Spectra Versa Retrofit eliminates the need to drill holes and damage tiles





BEFORE



Spectra Versa® Shower System
9038804 (1.8 gpm)
Users enjoy an 11" rain showerhead and a four-function hand shower spray selection via AquaToggle—Drench, Sensitive, PowerWash® and Massage. Includes a 15" shower arm.

Optional 5" Height Extender*
for taller users
9035888



- 
Polished Chrome
- 
Legacy Bronze
- 
Brushed Nickel
- 
Matte Black



Spectra Versa® 24" Fixed Shower System
9038824 (1.8 gpm)
36" Fixed Shower System (not shown)
9038834 (1.8 gpm)

Users enjoy a 7" showerhead with four-functions—Drench, Sensitive, Jet and Massage and a 5" hand shower with a four-function spray selection via AquaToggle—Drench, Sensitive, PowerWash and Massage. Polished Chrome only.

- 
Polished Chrome



AquaToggle™
Easily switch between four spray functions with one hand.



Easy Glide Holder
Adjust height and angle of hand shower for personal preference.



3-Function Push-Button Diverter
Switch between showerhead and hand shower for use alone or together.

*Currently not available in Matte Black.


Spectra® Handheld and Accessories



Spectra® Handheld

9038154


The flexibility of a personal hand shower paired with a four-function spray selection—Drench, Sensitive, PowerWash® and Massage. Available in 1.8 gpm models. Limited lifetime warranty.



Spectra® Handheld with 30" Rail Kit

1660774

Available in 1.8 gpm models. Limited lifetime warranty.



Spectra® Handheld with Shower Arm Bracket Kit

1660771

Available in 1.8 gpm models. Limited lifetime warranty.



Accessories

Standard Shower Arm and Flange

1660240

Modern Shower Arm and Flange

1660241

12" Rain Shower Arm (Wall Mount)

1660194

18" Rain Shower Arm (Wall Mount)

1660118

3" Rain Shower Arm (Ceiling Mount)

1660103

6" Rain Shower Arm (Ceiling Mount)

1660186

12" Rain Shower Arm (Ceiling Mount)

1660190

Body Spray (Round)

1660130

59" Metal Hose

8888035

Wall Supply (Round)

8888037

Hand Shower Holder

8888036

Shower Arm Bracket

8888096

Vacuum Breaker

1660400

30" Shower Bar (Round)

1660730

We Put More
Thought Into It,
So You Get
More Out of It



Every American Standard product is designed to be easy to use and install, providing years of worry-free performance and lasting beauty. Here are just a few of the ways we make that happen.

SHOWERING FEATURES AND BENEFITS



TOUCH

Effortlessly change the spray function with an easy touch of the showerhead's outer ring.



ETOUCH

Easy-access, waterproof remote switch that is mountable anywhere in the shower allows user to change shower function with a simple click.



EASY CLEAN SPRAY NOZZLES

Silicone aerator allows lime scale and other buildup on showerhead to be removed easily with a simple swipe.



AQUA TOGGLE

Smartly positioned lever allows users to easily switch between preferred functions while operating the spray head with a single hand.



DIVERTPADDLE™

Easy-to-reach position of diverter makes switching from hand shower to head and hand shower easier and more accessible.



LIMITED LIFETIME WARRANTY

Our products are designed to live longer in one place than you do. But in case they're in need of a replacement or repair, American Standard products come with a limited lifetime warranty on finish and function.



5-YEAR WARRANTY

Our products are designed to provide years of worry-free performance. But in case you're in need of a replacement or repair, your American Standard product comes with a 5-year warranty.

PRESSURE BALANCE VALVES

Our pressure balance valves protect against sudden temperature changes in the shower.

THERMOSTATIC VALVES

Thermostatic valves maintain a constant pre-set shower temperature even when the water pressure or temperature changes. This feature helps keep loved ones safe, which is especially important for kids and those living-in-place.

LIFETIME FINISHES

Guaranteed to last a lifetime. Our PVD finish integrates our chrome and nickel finishes to be part of the faucet rather than just a surface coating, which provides tarnish, scratch and corrosion resistance for years of trouble-free use.

DRIP-FREE CERAMIC DISC VALVES

Our ceramic disc valves—made from the second-hardest material next to diamonds—are maintenance-free and provide a lifetime of smooth handle control, even in extreme temperatures or hard water conditions.

ADJUSTABLE HOT LIMIT SAFETY STOPS

Like many of our single control bathroom sink faucets, all of our shower valves feature an Adjustable Hot Limit Safety Stop to prevent accidental scalding by limiting the hot water temperature.

COMPLIANCE



WATERSENSE

WaterSense certified products help to reduce water consumption and monthly utility costs—without sacrificing performance. Best of all, they help protect our world's vital resources for future generations.

CALGREEN

CALGreen® is a registered trademark of California Building Standards Commission.



ADA COMPLIANT

Meets Americans with Disabilities Act and ANSI A117.1 requirements.

Water-Conserving Solutions

Finishes



Polished Chrome



Polished Nickel



Brushed Nickel



Legacy Bronze



Matte Black



Spectra® eTouch*

- SPECIFICATION**
- 7" Spray Face (180 mm)
 - Metal ball joint
 - Spray style: Drench, Sensitive, Jet, Massage
 - Easy Clean Spray Nozzles
 - Capacitive outer ring or remote control to change spray styles
 - 3 AA batteries included for showerhead
 - Coin cell battery (CR2032) for remote control
 - Battery lifetime: 30,000 spray switches

MODEL
1.8 gpm/6.8 lpm
 9038474



- CERTIFICATIONS**
- cUPC
 - CEC and WaterSense
 - IPX4

WARRANTY
 • 5-Year Limited Warranty



Spectra® Duo™

- SPECIFICATION**
- 9.5" Spray Face (240 mm)
 - Metal ball joint
 - Spray style: Drench, Sensitive, PowerWash®, Massage
 - Easy Clean Spray Nozzles
 - AquaToggle™ easily changes sprays for hand shower
 - DivertPaddle™ easily switches between spray heads
 - Includes non-return check valve

MODEL
1.8 gpm/6.8 lpm
 9038254



- CERTIFICATIONS**
- cUPC
 - CEC and WaterSense

WARRANTY
 • Limited Lifetime Warranty



Spectra® Rain

- SPECIFICATION**
- 11" Spray Face (280 mm)
 - Metal ball joint
 - Spray style: Drench
 - Easy Clean Spray Nozzles

MODEL
1.8 gpm/6.8 lpm
 9038001



- CERTIFICATIONS**
- cUPC
 - CEC and WaterSense

WARRANTY
 • Limited Lifetime Warranty



Spectra® Fixed

- SPECIFICATION**
- 7" Spray Face (180 mm)
 - Metal ball joint
 - Spray style: Drench, Sensitive, Jet, Massage
 - Easy Clean Spray Nozzles
 - AquaToggle easily changes sprays

MODEL
1.8 gpm/6.8 lpm
 9038074



- CERTIFICATIONS**
- cUPC
 - CEC and WaterSense

WARRANTY
 • Limited Lifetime Warranty



Spectra® Handheld

- SPECIFICATION**
- 5" Spray Face (130mm)
 - Spray style: Drench, Sensitive, PowerWash, Massage
 - Easy Clean Spray Nozzles
 - AquaToggle easily changes sprays
 - Includes non-return check valve

MODEL
1.8 gpm/6.8 lpm
 9038154



- CERTIFICATIONS**
- cUPC
 - CEC and WaterSense

WARRANTY
 • Limited Lifetime Warranty



Spectra® Handheld with 30" Rail Kit

- SPECIFICATION**
- Spectra Handheld (9038154 - 1.8 gpm)
 - 30" Shower Rail (762 mm) (1660730)
 - 59" Shower Hose (150 cm) (8888035)
 - Wall Supply (8888037)

MODEL
1.8 gpm/6.8 lpm
 1660774



- CERTIFICATIONS**
- cUPC
 - CEC and WaterSense

WARRANTY
 • Limited Lifetime Warranty



Spectra® Handheld with Shower Arm Bracket Kit

- SPECIFICATION**
- Spectra Handheld (9038154 - 1.8 gpm)
 - 59" Shower Hose (150 cm) (8888035)
 - Shower Arm Bracket (8888096)

MODEL
1.8 gpm/6.8 lpm
 1660771



- CERTIFICATIONS**
- cUPC
 - CEC and WaterSense

WARRANTY
 • Limited Lifetime Warranty



Spectra Versa® Shower System with Rain Showerhead

- SPECIFICATION**
- 11" Spray Face (280 mm) (9038001 - 1.8 gpm)
 - Spectra Handheld (9038154 - 1.8 gpm)
 - 25" Slide Bar (635 mm) (1660730)
 - Push-button Diverter
 - 15" Shower Arm (381 mm)
 - 69" Shower Hose (175 cm)

MODEL
1.8 gpm/6.8 lpm
 9038804



- CERTIFICATIONS**
- cUPC
 - CEC and WaterSense

WARRANTY
 • Limited Lifetime Warranty



Spectra Versa® Hand Shower Kits

- SPECIFICATION**
- 7" Spray Face (178 mm) (9038074 - 1.8 gpm)
 - Spectra Handheld (9038154 - 1.8 gpm)
 - Push-button Diverter
 - Slide Bar With Easy Glide Tab
 - 69" Shower Hose (175 cm)

MODEL
1.8 gpm/6.8 lpm
 9038824 (24")
 9038834 (36")



- CERTIFICATIONS**
- cUPC
 - CEC and WaterSense

WARRANTY
 • Limited Lifetime Warranty

*Currently not available in Matte Black.

*American
Standard*

PART OF LIXIL

americanstandard.com
© AS America, Inc. 2022