



**The Clog
Days are Over**

Champion Toilet

*American
Standard*












*American
Standard*



*American
Standard*
PART OF **LIXIL**

ICONS

American Standard has developed icons that represent the many industry-leading features, technologies and performance attributes built into our product solutions. They are organized under three key categories: **Feature Icons, Technology Icons and Compliance Icons**. These icons serve as proof points that help too quickly and simply communicate our position of innovating and creating products that improve daily living in and around the bathroom and kitchen.

	<p>Engineered to Prevent Clogs - Flushes a bucket of golf balls in a single flush</p>		<p>Meets California Energy Commission requirements.</p>
	<p>PowerWash - Scrubs the bowl clean</p>		<p>WaterSense® Certified. Meets all ANSI/ASME low consumption, water conservation requirements.</p>
	<p>EverClean® is an antimicrobial additive that inhibits the growth of stain and odor causing bacteria, mold and mildew on the surface.</p>		<p>Environmental Product Declaration (EPD)</p>
	<p>Right Height® bowl for greater comfort during use.</p>		
	<p>Meets the American with Disabilities Act guidelines and ANSI A117.1 requirements for accessible and usable building facilities - check local codes.</p>		
	<p>Slow-Close Seat - Never slams</p>		
	<p>Industry-Leading Warranty (Warranty varies between commercial and residential use)</p>		
	<p>Includes EZ-Install tools</p>		

American Standard



Superior Performance

Flushes a bucket of golf balls in a single flush



PowerWash

Scrubs the bowl clean with every flush



EverClean

Fights stains on the surface



Slow Close Seat

Never slams



American Standard
PART OF **LIXIL**

Portsmouth Champion PRO
 Right Height Elongated 1.28 GPF
 Toilet, Less Seat
[213AA.104.020](#)



- DESCRIPTION -

- Combination bowl (3195C.101.020) and tank (4327A.104.020), less seat
- High efficiency, ultra-low consumption (1.28 gpf/4.8 Lpf, utilizes 20% less water)
- Meets EPA WaterSense criteria
- Trade specific tank
- PowerWash rim scrubs bowl with each flush
- Metal trip lever
- Metal shank fill valve
- Includes EZ-Install tools
- EverClean Antimicrobial Surface
- 4" (102 mm) piston-action Accelerator flush valve
- 2-3/8" (60 mm) fully-glazed trapway
- 16-1/2" (419 mm) rim height for accessible applications
- 12" (305 mm) rough-in
- 10-year warranty (see warranty details [here](#))

Retrospect Champion PRO
 Right Height Elongated 1.28 GPF
 Toilet, Less Seat
[212AA.104.020](#)



- DESCRIPTION -

- Combination bowl (3195A.101.020) and tank (4326A.104.020), less seat
- High efficiency, ultra-low consumption (1.28 gpf/4.8 Lpf, utilizes 20% less water)
- Meets EPA WaterSense criteria
- Trade specific tank
- PowerWash rim scrubs bowl with each flush
- Metal trip lever
- Metal shank fill valve
- Includes EZ-Install tools
- EverClean Antimicrobial Surface
- 4" (102 mm) piston-action Accelerator flush valve
- 2-3/8" (60 mm) fully-glazed trapway
- 16-1/2" (419 mm) rim height for accessible applications
- 12" (305 mm) rough-in
- 10-year warranty (see warranty details [here](#))

Retrospect Champion PRO
 Right Height Elongated 1.28 GPF
 Toilet, Less Seat
[211AA.104.020](#)



- DESCRIPTION -

- Combination bowl (3195A.101.020) and tank (4225A.104.020), less seat
- High efficiency, ultra-low consumption (1.28 gpf/4.8 Lpf, utilizes 20% less water)
- Meets EPA WaterSense criteria
- Trade specific tank
- PowerWash rim scrubs bowl with each flush
- Metal trip lever
- Metal shank fill valve
- Includes EZ-Install tools
- EverClean Antimicrobial Surface
- 4" (102 mm) piston-action Accelerator flush valve
- 2-3/8" (60 mm) fully-glazed trapway
- 16-1/2" (419 mm) rim height for accessible applications
- 12" (305 mm) rough-in
- 10-year warranty (see warranty details [here](#))



ENGINEERED
 TO PREVENT
 CLOGS



POWERWASH



EVERCLEAN



RIGHT HEIGHT
 BOWL



ADA
 COMPLIANT



SLOW-CLOSE
 SEAT



LIMITED
 LIFETIME
 WARRANTY



EZ-INSTALL
 TOOL



CEC
 COMPLIANT



EPA
 WATERSENSE



UL - EPD
 AVAILABLE

For a full product line offering for the Champion toilet please visit us at americanstandard-us.com.