

FRIGIDAIRE

PROFESSIONAL



**Impossible**  
to ignore.

The Single-Door Refrigerator & Freezer

Bring more

# style

to your space.

Upgrade to an eye-catching built-in look with our beautiful single-door refrigerator and freezer.

FPRU19F8WF / FPFU19F8WF



Keep your food fresh and reduce freezer burn with the **EvenTemp™ Cooling System** - our variable speed compressor reacts quickly to temperature fluctuations and constantly circulates cold air



Keep frozen foods ready to eat with the **Soft Freeze Drawer**



**Metallic-trimmed glass shelves**

Help prevent produce from spoiling with advanced **CrispSeal® Plus Crispers with Auto Humidity**



Pure, **internal filtered water**



Always have ice on hand with our dual bin **Built-In, Glide-Out Ice Maker**



Keep food frozen for two days if there is a power outage with our superior **tight seal** that locks in cold air



## PAIR TOGETHER\* OR APART

Designed with flexibility in mind, our single-door refrigerators and freezers can be installed together\* or separately to fit your existing kitchen, or so you can design your new kitchen exactly how you want.



### DOUBLE TRIM KIT

Shown with Double Trim Kit, 79" Flat Option  
79" Flat Sleek Option TRMKTEZ2FL79  
75" Flat Sleek Option TRMKTEZ2FL75

\*Pairing kit TWINSPAIRKIT (912000542) required for side-by-side installation



### SINGLE TRIM KIT

Shown with Single Trim Kits, 79" Flat Option  
TRMKTEZ1FL79

### DOOR REVERSAL KIT

Customize the door swing opening to fit your kitchen layout.  
TTDRRVFRKIT Single-Door Refrigerator  
TTDRRVFFKIT Single-Door Freezer

## ADDITIONAL OPTIONS.

Add the finishing touches to help make your kitchen your own.



**79" DOUBLE LOUVERED TRIM KIT:** TRMKTEZ2LV79



**PUREAIR ULTRA II™ AIR FILTER:** PAULTRA2



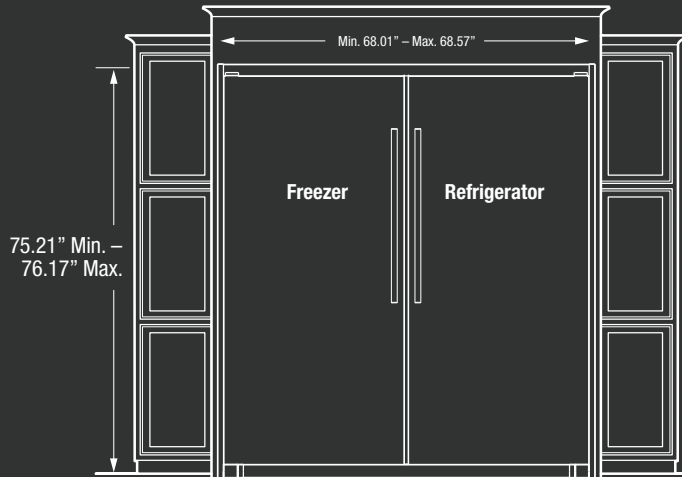
**PUREAIR PRODUCE KEEPER™ REFILL:** FRPAPKRF



**PUREPOUR™ WATER & ICE REFRIGERATOR FILTER PWF-1™:** FPPWFU01

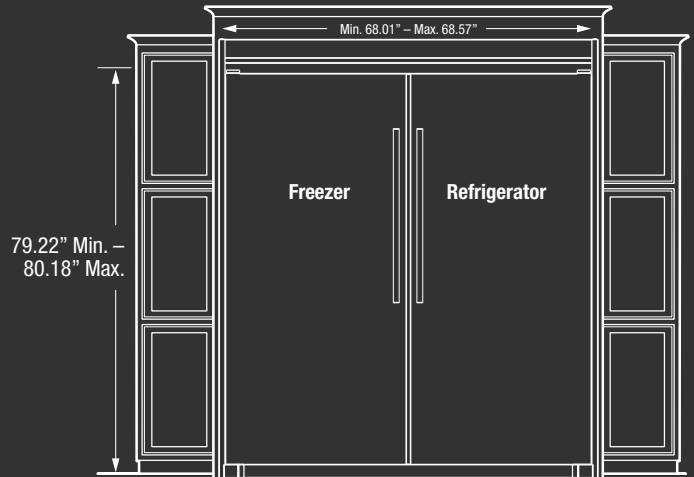
# TRIM KIT SPECS FOR INSTALLATION

75" TRMKTEZ2FL75\* – Flat



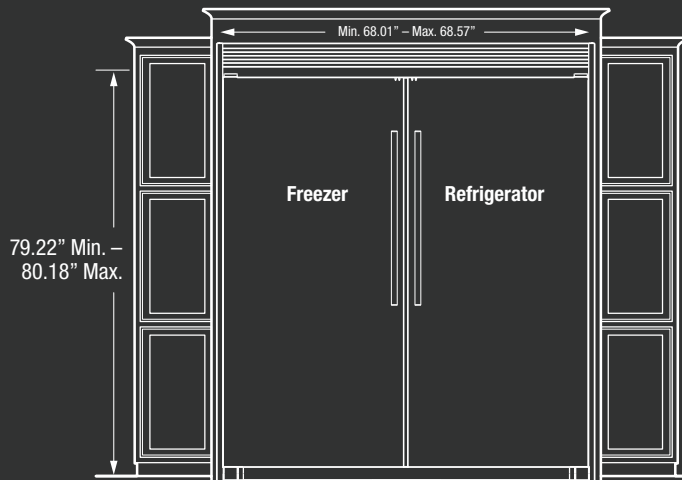
Recommended cutout size:  
 Height: 75" +/- 0.06"  
 Width: 66.25" +/- 0.032"  
 Depth: 25.25" minimum

79" TRMKTEZ2FL79\* – Flat



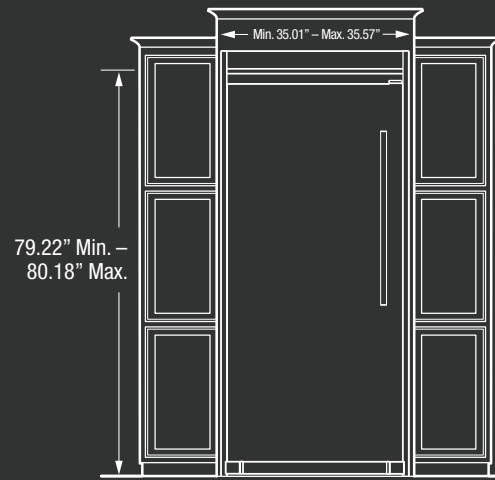
Recommended cutout size:  
 Height: 79" +/- 0.06"  
 Width: 66.25" +/- 0.032"  
 Depth: 25.25" minimum

79" TRMKTEZ2LV79\* – Louvered



Recommended cutout size:  
 Height: 79" +/- 0.06"  
 Width: 66.25" +/- 0.032"  
 Depth: 25.25" minimum

79" TRMKTEZ1FL79 – Flat

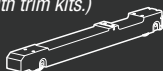


Recommended cutout size:  
 Height: 79" +/- 0.06"  
 Width: 33" +/- 0.032"  
 Depth: 25.25" minimum

## Trim Kit Leveling System

(Only available with trim kits.)

(2) per unit raises height 2 3/16" min.



**Installation Notes:** Trim kit attaches directly to cutout opening through top and side trim pieces to stabilize units. All cutout openings that are 75" tall utilize a top collar trim piece, while taller 79" openings can utilize either a flat or louvered trim design. Trim kit also includes hardware to secure units together. Refer to detailed kit installation instructions packed with kit or on web.

\*Pairing kit TWINSPAIRKIT (912000542) required for side-by-side installation